


TABLE OF CONTENTS



2

WELCOME

- What should we see and do?
- How much time is needed to visit the Aquarium?
- Don't miss these exhibits
- Massachusetts Curriculum Frameworks

4

AQUARIUM FIELD TRIP PROCEDURES

- Group check-in
- Bus/car parking
- Lunch options

6

PLANNING THE LEARNING EXPERIENCE

- Teacher Resource Center
- Guided Tours for teachers
- Aquarium activities
- Teacher pre-visit

7

PREPARING YOUR CHAPERONES

- Chaperone policy
- Animal safety

8

HELPFUL INFORMATION

- Payment policy
- Cancellation policy
- Gift Shop specials
- Group booking request form
- Directions

Take your students on a journey of discovery at the New England Aquarium...

HELLO FROM THE NEW ENGLAND AQUARIUM!

Please take a moment to review this field trip planning guide. It is our hope your field trip with us is fun and educational. Explore and enjoy all the Aquarium has to offer!

W
E
L
C
O
M
E

WHAT SHOULD WE SEE AND DO?

- Take advantage of our **daily scheduled presentations**. Learn about penguins, coastal invertebrates, seals, or the animals in our Giant Ocean Tank. There are several tank dives each day.
- Explore our world with your class in the most lifelike way possible...view an amazing **IMAX or IMAX 3D film!** Our Simons IMAX Theatre showcases films that complement our mission to present, promote and protect the world of water.
- While at the Aquarium, please utilize our **trained staff** to help answer questions, point out interesting animals and give presentations.
- If your time is limited, focus on one or two tanks in each exhibit area. This will allow for more in-depth observations about the animals and habitats.
- Schedule one of our **Guided Exhibit or Behind-the-Scenes Tours** for a more personalized experience. Tours are offered twice a day.

How much time is needed to visit the Aquarium?

Please allow at least two and a half hours to visit all of the galleries, the IMAX Theatre, Gift Shop and Harbor View Café. To add an IMAX film, Guided Exhibit Tour, Behind-the-Scenes Tour or Explorer Class to your visit, please call Central Reservations at **617-973-5206**.

—DON'T MISS—
PENGUINS

Three species of penguins—and more than 60 birds—greet visitors at the door as they fly underwater through one of the largest penguin exhibits in North America. Experience a twice-daily penguin feeding and ask our penguin experts all of your questions during the penguin presentations.

SEADRAGONS

Our Australian Temperate Reef Community features two species of seadragons, leafy and weedy. These fish blend in with their surroundings by acting like floating plants. This exhibit explores their place in the coral reef community and their conservation message.

EDGE OF THE SEA

This interactive exhibit allows students to delve into the world of a coastal Maine tidepool. Our educators help students pick up and explore sea stars, sea urchins and hermit crabs. This exhibit also cultivates scientific inquiry and can be used to teach different aspects of the Massachusetts Life Science Frameworks.

BARRACUDAS


Barracudas' sharp teeth and torpedo-shaped bodies make them both fierce and fast, two qualities that help them hunt small fish and avoid natural predators. Despite their reputation, they pose little risk to humans and only very rarely attack. Barracudas are drawn to coral reefs, mangroves and sea grass beds but sometimes venture into the open ocean. Try to spot one in our Giant Ocean Tank.

—MASSACHUSETTS CURRICULUM FRAMEWORKS—

To the right is a chart of how the Aquarium meets the Science Framework by grade level.

<i>Grades</i>	
PreK-2	Characteristics of Living Things Living Things and Their Environment Skills of Inquiry
3-5	Characteristics of Plants and Animals Adaptations of Living Things Energy and Living Things Skills of Inquiry Life Cycles Instinctive vs. Learned Behavior Structures and Functions
6-12	Classification of Organisms (6-8 only) Evolution and Biodiversity Energy and Living Things Living Things and Their Environment Skills of Inquiry Renewable and Non-renewable Energy (9-12 only)

W
E
L
C
O
M
E



UPON ARRIVAL

GROUP CHECK-IN

Upon your group's arrival, have the head chaperone check in at the Whale Watch/ Group Check-In Booth. They will need to give the final headcount and payment, as well as obtain an Aquarium map, schedule and yellow sticker for each chaperone, and find out where to store any lunches. If lunch vouchers or concession packs were ordered, these will be ready for pick-up.

An Aquarium employee will greet your bus and direct your group. If your bus is instructed to leave, please contain your group in a designated area away from the Group Check-In Booth and the Aquarium. Your group may proceed into the Aquarium after the head chaperone has checked in and each child has received their hand stamp for admission. All chaperones will receive yellow stickers for identification.

***Please note:** Due to winter weather, Group Check-In may be moved to a Ticket Pick-Up Window (signs will be posted).*

BUS PARKING

Onsite bus parking is not available. Please make sure your bus uses the bus identification permit in this packet. Bus parking is limited to pick-up and drop-off only.

***Please note:** Schedule a pick-up time with your driver and have your group outside at the scheduled time. The bus can only wait for 10 minutes and may be asked to leave if your group hasn't arrived at the scheduled time.*

Bus parking is available for a small fee at the John Joseph Moakley Courthouse as well as the Boston Autoport in Charlestown. Directions are available at the Whale Watch/Group Check-In Booth.

CAR PARKING

Parking is available at the Harbor Garage (adjacent to the New England Aquarium), Rowes Wharf or the 75 State Street Garage.

LUNCH OPTIONS

HARBOR VIEW CAFÉ

We offer a variety of burgers, pizzas, deli sandwiches, salads, beverages and snacks in our Harbor View Café. Want to make lunch easier and more affordable for your students? Purchase our Student Saver Lunch Vouchers in advance. Vouchers are \$6.50 and allow students their choice from each category:

- Entrée: Nuggets with fries, burger, sandwich, pizza
- Drink: Soda, milk, chocolate milk
- Dessert: Cookie, brownie, chips

Please remember to place your lunch voucher order when scheduling the class field trip by calling 617-973-5206. Payment for lunch vouchers will mirror the payment policy of the program you have chosen. Minimum of 72 hours notice is required.

Please note: Seating is not reserved for the Harbor View Café. It is available on a first-come, first-served basis. Some of our lunch options may contain nuts; please note any food allergies when you place your voucher order.

BRINGING & STORING BAG LUNCHES

Prior to your arrival, please put group lunches together in a plastic bag or cardboard box and label them with your school name. In warmer weather, lunch storage space is located on the Harbor Terrace of the Aquarium when available. In cooler weather, lunch storage space is located in the Stroller Room. These locations could change, please confirm the location at Group Check-In.

Upon arrival, the head chaperone will be directed to the lunch storage space. When your entire group is ready to eat, please go to the designated lunch storage space to retrieve the lunches. Please try to eat together as a group.

In warmer weather, the Harbor Terrace, Boston Harbor Walk, Christopher Columbus Park and the Aquarium plaza are perfect places for your group to eat. The Harbor Terrace will have tables and chairs when available. Please confirm the availability at Group Check-In. Christopher Columbus Park is only a five-minute walk from the Aquarium by the Marriott Long Wharf. Trash cans are present at each location, so please make sure your group cleans up.

Please note: Lunch space is not always available. We will do our best to accommodate your group, but there could be a wait or large crowds. We suggest groups of 50 or more eat in shifts.

OFFSITE LUNCH OPTIONS

QUINCY MARKET/FANEUIL HALL

Quincy Market/Faneuil Hall is just a five-minute walk away. Please contact the Faneuil Hall Marketing Department at **617-523-1300 ext. 7021** for information on their food voucher program.

RESTAURANT PACKAGES

Various lunch packages are available for groups at local restaurants. Call **617-973-6508** for more information.


P
R
O
C
E
E
D
U
R
E
S

5

—TEACHER RESOURCES—

TEACHER RESOURCE CENTER

For curriculum materials or information regarding Massachusetts frameworks, please contact the Teacher Resource Center (TRC) to schedule a pre-visit. The TRC has hundreds of videos, books, biofacts and theme-based kits available for loan and offers one of the largest curriculum collections in the region. Contact the TRC for an appointment at trc@neaq.org or **617-973-6590**.



GUIDED TOURS FOR TEACHERS

On the first Thursday of every month throughout the school year, we will host a free workshop on effective planning and preparation for school group visits. This workshop highlights curriculum-based activities, connections to state and national science standards and orientation to the Teacher Resource Center. A personalized tour of the Aquarium and screening of a film at our Simons IMAX Theatre are also included. Pre-registration is required. Please send an e-mail to trc@neaq.org and include your name, the grade you teach, your school and contact information to register.

AQUARIUM ACTIVITIES

Beyond the TRC, additional activities for use in your classroom or while on your Aquarium field trip are available for download at www.neaq.org.

—TEACHER PRE-VISIT—

MASSACHUSETTS STATE TEACHERS (K-12)


Massachusetts teachers: Please show your MTA card, field trip confirmation letter or proof of employment as a MA educator at the ticket booth for admission. A pre-visit to the Aquarium will help you plan the class trip for your students as well as create lesson plans prior to the trip.

Massachusetts Teacher Association (MTA) members receive a 10% discount in our Gift Shop and on Aquarium memberships at all levels, as well as a discount on IMAX tickets. Please show your current MTA card to receive your discounts. MTA discounts are for individual use only and do not apply to group reservations.

OUT-OF-STATE EDUCATORS

If you are an out-of-state educator bringing a class to the Aquarium, please show your group confirmation letter at the Aquarium ticket booth. This confirmation letter will admit you to the Aquarium free for one day, allowing you to plan your field trip in advance. Don't forget to schedule a pre-visit to the TRC to gather additional materials and activities for your class.

Though this packet includes curriculum guidelines for Massachusetts, our exhibits and activities fulfill other state and national standards. Skills of inquiry, life and environmental sciences, mathematics and language arts are all areas that can be incorporated into lesson plans and visits to the Aquarium.



CHAPERONES

AQUARIUM POLICIES

CHAPERONE POLICY

Chaperones play an important role in making your class trip a huge success. Chaperones must be at least 18 years of age, stay with their group at all times and ensure the group follows Aquarium animal safety policies. The chaperone sticker given upon check-in should always be worn so Aquarium staff and children can identify their chaperone.

Please note: The Aquarium requires chaperones by grade level. Grades K-4 receive 1 free chaperone for every 5 paying students; grades 5-8 receive 1 free chaperone for every 7 paying students; and grades 9-12 receive 1 free chaperone for every 10 paying students. Please make every effort to bring the required number of chaperones.

ANIMAL SAFETY

The Aquarium is a fun place to visit. However, to ensure the safety of the animals, we ask our groups not to chew gum or use laser pointers inside the Aquarium building. Food and beverages should be kept in designated areas and are not allowed in exhibit areas.

For the well-being of our animals and our visitors there is no spitting, running, shouting, or smoking inside the building. Please don't tap on the glass; the sound travels and disturbs the fish. Failure to comply with these policies could result in an expulsion of the offending student or your entire group from the Aquarium.

— **AQUARIUM POLICIES** —

DEPOSIT POLICY

For Aquarium admission only, no deposit is necessary. For IMAX, Whale Watch, Education and combination programs, a 50% non-refundable deposit is due 30 days before your arrival date. We accept cash, all major credit cards and school checks for payment. No personal checks please.

***Please note:** Group discounts cannot be combined with any other Aquarium offers, such as discount coupons, memberships, library passes and MTA (Massachusetts Teacher Association) cards.*

FINAL PAYMENT

We understand last-minute changes may occur, therefore the final payment and headcount will be due the day your group arrives. However, we ask you to make every effort to inform us of fluctuations in headcount prior to your arrival date so we may grant others admission from the waiting list.

CANCELLATION POLICY

If you need to cancel your group trip due to weather, please call our Central Reservations Department at **617-973-5206** as soon as possible. (Please leave a message if it is after hours.) Refunds will be granted only if the school district or Aquarium has been closed due to weather. Please call to reschedule your group within 90 days of your original scheduled date. Your rescheduled date must be in the same calendar year as your original date. All deposits will be forfeited after 90 days.

— **HELPFUL TOOLS** —

GIFT SHOP SPECIALS

You can arrange to purchase fun and educational souvenirs for your group at a discounted price. They will be ready and waiting upon your arrival! Contact the Aquarium Gift Shop at **617-973-5266**.

GROUP INQUIRY FORM

Visit www.neaq.org to fill out a group inquiry form. You can either complete the form online or fax it to us at **617-720-5110**. Don't forget to select a first and second choice of dates for your trip as well as include your e-mail address. Our Central Reservations Department will contact you to book your group and answer any questions you may have.

***Please note:** This form is a request only. You will receive a call from our Central Reservations Department to confirm your group.*

DIRECTIONS

Visit us online at www.neaq.org.