



**You will need:**

- Clipboard
- Pencil
- New England Animal Adaptations Guide

# Penguin Observations

**Instructions:** Choose one penguin to watch. Have one person in charge of time. When the timer says “Start,” begin watching your penguin. At the end of 1 minute, the timer will say “Time.” Put a check mark in column 1 next to the behavior your penguin is doing at that exact moment (not what they were doing before). Make another observation after minute 2, minute 3 and so.








If you would like, do a new sheet for each species of penguin to compare them. What differences do you see?

**Penguin Species** (*circle one*):     **African**                     **Rockhopper**

**Penguin’s Bracelet Colors: Color 1:**

**Color 2:**

**Penguin’s Name** (*use one of the interactive ID guides around the exhibit*):

BEHAVIOR	MIN. 1	MIN. 2	MIN. 3	MIN. 4	MIN. 5	MIN. 6	MIN. 7	MIN. 8	MIN. 9	MIN. 10	TOTAL
Swimming 											
Bowing 											
Trumpeting 											
Preening 											
Pointing 											
Resting 											
Walking 											

**Notes and Observations:**